


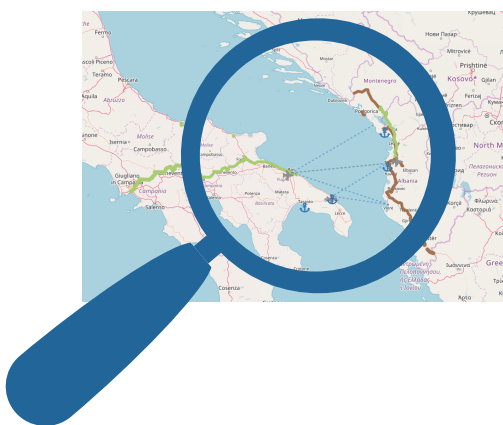
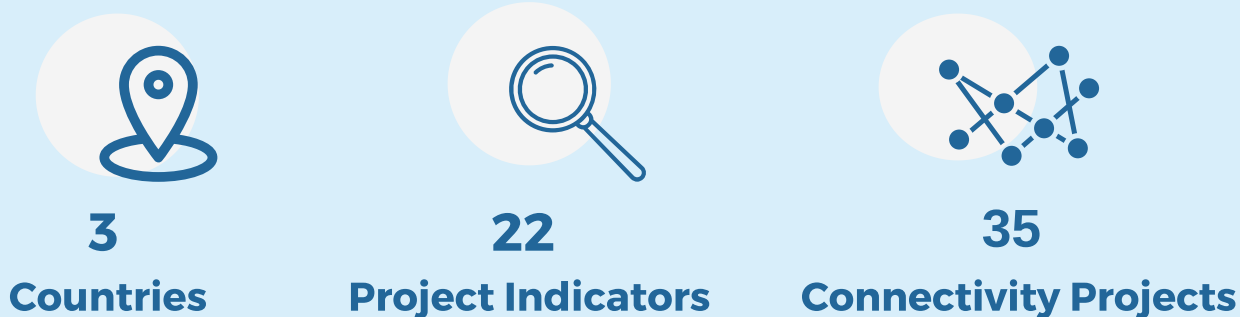
FACTSHEET SAGOV CONNECTIVITY PLATFORM



STRENGTHENING THE SOUTH-ADRIATIC LINKS

A web-portal that provides a wealth of connectivity data to help policymakers, researchers, businesses, and other stakeholders gather data and information into the state of infrastructure projects and business links between **Italy** (a member state), **Albania** and **Montenegro**.

CONNECTIVITY PLATFORM INCLUDES:



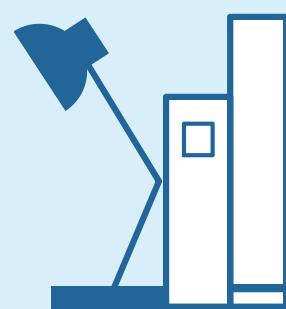
CONNECTIVITY PLATFORM AIMS:

To increase the visibility and coordination of connectivity initiatives linking: **Albania, Italy** and **Montenegro** and directly impacting business development, better governance and growth.



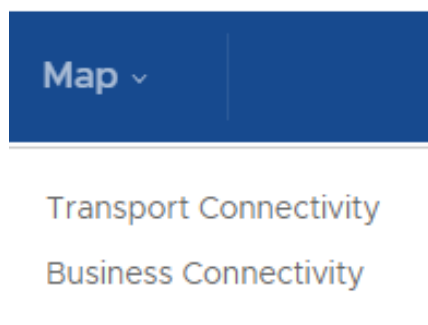
METHODOLOGY

The Platform shows the transport infrastructure projects that connect three countries and are under implementation in the framework of **TEN-T, Connectivity Agenda**, and that are part of national and Regional Transport Plans in **Italy** (Puglia) and of the National Single Project Pipelines in **Albania** and **Montenegro**.



SECTORS OF THE PLATFORM

Through a scroll-down menu, the Platform offers the opportunity to explore 2 types of connectivity sectors:
1) Transport Connectivity;
2) Business Connectivity.



FACTSHEET

SAGOV CONNECTIVITY PLATFORM

Sub-sector	Project Progress
AIR	3 Projects
MARITIME	4 Projects
ROAD	18 Projects
RAIL	10 Projects

TRANSPORT CONNECTIVITY MAP

• Sub-Sector Tab

In the "Sub-Sector" Tab, it is possible to select one (or more) sub-sectors (**road, rail, air and maritime**), and the respective segment (s) / project(s) will be visualized in the map.

i Currently, the Platform includes **35 Infrastructure Projects** under implementation in **Albania, Italy and Montenegro**.

TRANSPORT CONNECTIVITY MAP

• Project Progress Tab

The infrastructure projects shown in the map can be in different phases of maturity such as: **Planning, Construction and Operations**.

Sub-sector	Project Progress
> Planning	
> Construction	
> Operations	

Global Value Chains

TEXTILE AND LEATHER
FOOD AND AGRICULTURE
OTHER

BUSINESS CONNECTIVITY MAP

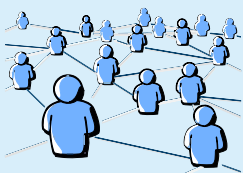
• Global Value Chains

The initial sectors represented in the Platform are the most representative in the SAA GVC. "**Textile and Leather**" and "**Food and Agriculture**" Enterprises have been selected based on analyzing the value chain of manufacturing goods & services movement route.



i According to **COMTRADE 2019** of sectors - Leather and Shoes has the major share in exports from Albania and around 75% of these exports go to Italy through **Road transport and Ferry**.

SAGOV OBJECTIVES:



► Aims to contextualize the Berlin Process dynamics of closer regional cooperation and connectivity in the project's area, by enabling a critical mass of knowledge through a series of research papers.

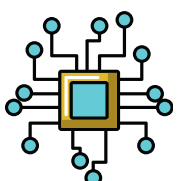


► Promotes an integrated governance approach among the participating counties by supporting a higher efficiency of policymaking regarding the cross-border connectivity infrastructure.



► Provides innovative tools & procedures to be used by all stakeholders in connectivity policymaking & project implementation cycle in the rest of EUSAIR area.

SAGOV KEY OUTPUTS:



► **Transport Connectivity e-platform** with Semaphore System.



► **Trilateral Memorandum of Understanding/Agreement** for maritime coordination in the South-Adriatic.



► Support to a pilot maritime transport initiative (i.e **Vessel Traffic Monitoring Information System**).

